



ARTWORK DELIVERY SPECIFICATIONS

FABEREXPOSIZE
VISUALEXPERIENCE

For perfect output quality and rapid processing of orders, it is important that the files be provided as completely as possible. The guidelines below should be followed. If the files provided do not meet these criteria, then this can lead to a delay in production and result in extra costs being required to prepare the visuals for printing.

General

Please submit PDF files per page, not a PDF file with multiple pages.

Percentage image size: 100% or 10% of final size. (scale 1/1 or 1/10).

Files for contour cut must be delivered with a separate layer, spotcolour 100% magenta and a new swatch named: CutContour.

Single-sided panels need 5 mm overlap around the edges including trimbox and crop marks.

A print with a certain bleed, add this bleed to the document.

When artwork is divided into panels, please indicate how to split the artwork in your order including overlap and/ or spacing (for example in case of window frames).

Position texts and logos at least 100 mm from the edges due to the addition of ducts, tunnels and hems.

Be sure that the fonts used are converted into font outlines. And embed all images in the file.

Resolution depends on application and sight distance. Follow these guidelines for images in 100% format:

- Distance up to 5m: 100 dpi
- Distance between 5 and 10m: 50 dpi
- Distance larger than 10m: 30 dpi

Delivery in higher dpi does not lead to a better output, only to larger file sizes.

Double-sided

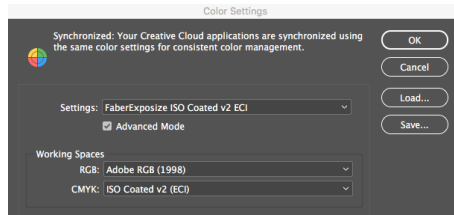
Double-sided panels need 5 mm overlap around the edges including trimbox and crop marks.

Double-sided banners need 10 mm overlap around the edges including trim box. No crop marks.

Submit front- and backside always as separate pages/ files. Please name the files FS and BS.

Color

For CMYK, please use - ISO Coated v2.
For RGB, please use - Adobe RGB 1998.



Pantone (PMS) colors

When using PMS colors in your document, ALWAYS use Pantone Solid Coated. Other variations may yield unexpected results. Our RIPs are equipped with an internal Pantone table that approaches Pantone colors as closely as possible.

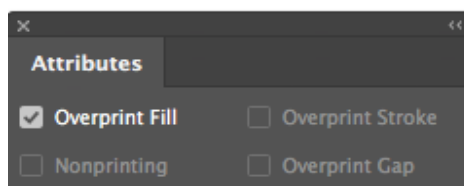
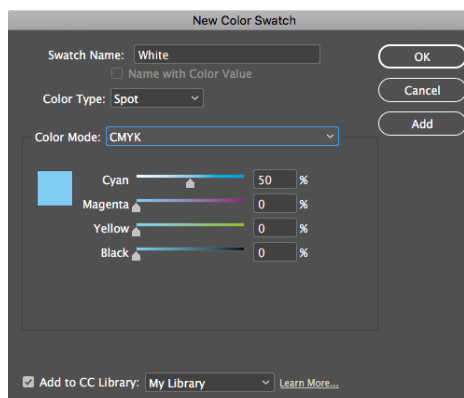
If color matching is required, we will need an open document. An additional fee will be charged for this.

White

Name Swatch: White

This separate layer should be top layer in document.

Attribute: Overprint Fill



Finishing

For all supporting colors create new swatches. Color type: Spot

- CutContour in separate layer, name swatch: CutContour
Artwork should have 5 mm overlap around edges.
- Drill holes in separate layer, name swatch: CutContour
Provide diameter size of the holes.
- Crease in separate layer, name swatch: Crease
Pay attention! Do not use a dotted line.
- V-cut in separate layer, name swatch: V-cut

Banners

Banners for textile frames (Tension fabric) need 20 mm overlap around edges, including trim box. No crop marks.

Files for banners with hem, rings and banners with tunnels, need 10 mm overlap around edges, including trim box. No crop marks.

Screen printing

Convert logo's en texts into vector files, preserve transparency, no flattening.

Lines must have a minimal thickness of 2 mm due to the chance of blending.

Indicate Pantone Solid Coated (PMS) colours where possible.

Artwork delivery

By email, to your contact (max. 10 MB).

Via faberexposizesweden.wetransfer.com to your contact (max 2GB) indicating a clear reference.

If you have questions about the delivery specifications, please contact us.



FABEREXPOSIZE SWEDEN
Radiövägen 3A - 181 55 Lidingö
08-120 889 00 - info@faberexposize.se
Visit us - WWW.FABEREXPOSIZE.SE